

LAKE SUPERIOR CIRCLE TOUR

SUPERIOR COMMUNITIES CAMPAIGN



CDN COMMUNITY ADVERTISING RESULTS

MARCH 2 - 15, 2026



AD SPEND
\$600



CLICKS
4,342



REACH
156,565



INTERACTIONS
69,714



IMPRESSIONS
247,199



VIDEO VIEWS
68,430

USA COMMUNITY ADVERTISING RESULTS

MARCH 16 - 29, 2026



AD SPEND
\$600



CLICKS
7,278



REACH
124,257



INTERACTIONS
1,309



IMPRESSIONS
205,391



VIDEO VIEWS
13



PARTNERS IN THE CAMPAIGN

The following pages showcase the results for each partner who participated in this campaign through the purchase of a Lake Superior Circle Tour Blog Package.

Looking to boost your exposure along the Lake Superior Circle Tour? Partner with us to promote your community or business through our marketing opportunities!

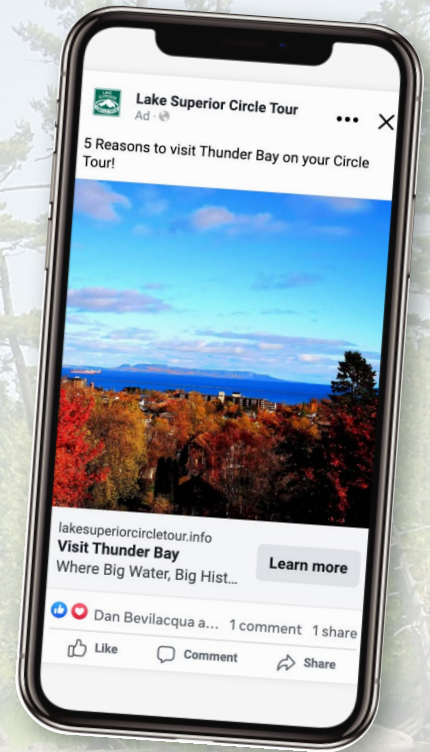
lakesuperiorcircuitour.info/advertising

LSCT BLOG PACKAGE REPORT

Must-Visit Canadian Communities - Thunder Bay

Social Media Advertising Results

Promotion Timeline: March 8 - 14, 2026



Ad Spend
\$200



Page Views
1,309



Clicks
1,676



Impressions
57,441



Interactions
645



Reach
40,707



Cost Per Click
\$0.12



Video Views
52

Overall Ad Results on
LakeSuperiorCircleTour.info

Timeline: March, 2026



Views
1,576



Average Time
0:13



Outbound Clicks
16

[BLOG ARTICLE](#)




LSCT BLOG PACKAGE REPORT

Must-Visit Canadian Communities - Terrace Bay

Social Media Advertising Results

Promotion Timeline: March 8 - 14, 2026



Ad Spend
\$200



Page Views
1,208



Clicks
1,580



Impressions
59,227



Interactions
1,545



Reach
38,138



Cost Per Click
\$0.13



Video Views
665

Overall Ad Results on
LakeSuperiorCircleTour.info

Timeline: March, 2026



Views
1,516



Average Time
0:25



Outbound Clicks
26

[BLOG ARTICLE](#)

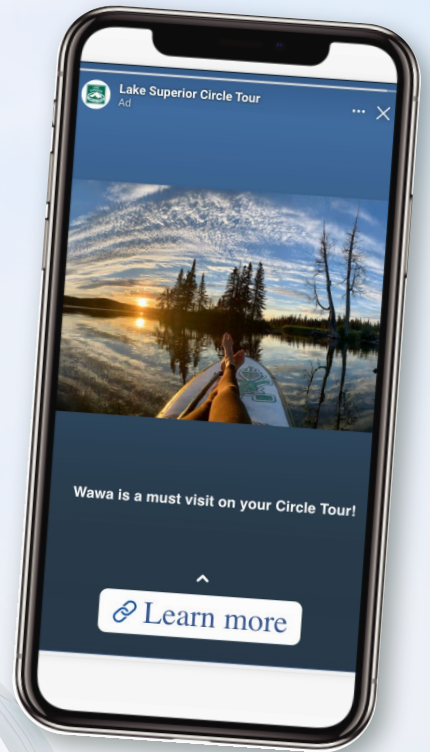


LSCT BLOG PACKAGE REPORT

Must-Visit Canadian Communities - Wawa

Social Media Advertising Results

Promotion Timeline: March 15 - 21, 2026



Ad Spend
\$200



Page Views
779



Clicks
1,005



Impressions
63,753



Interactions
1,275



Reach
4,084



Cost Per Click
\$0.20



Video Views
28

Overall Ad Results on
LakeSuperiorCircleTour.info

Timeline: March, 2026



Views
974



Average Time
0:25



Outbound Clicks
4

[BLOG ARTICLE](#)

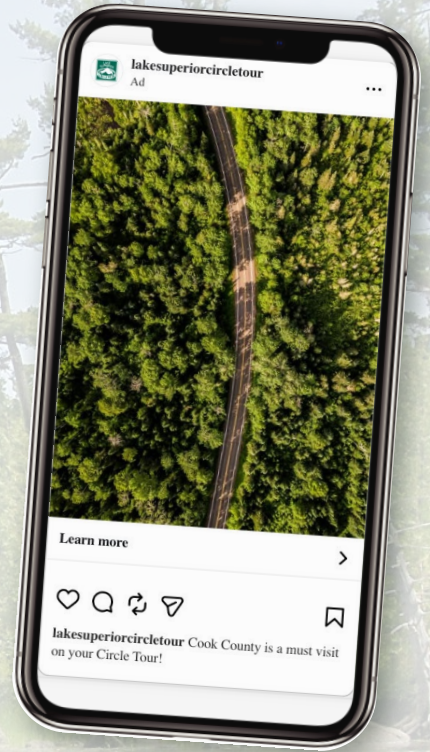


LSCT BLOG PACKAGE REPORT

Must-Visit USA Communities - Cook County

Social Media Advertising Results

Promotion Timeline: February 22 - 28, 2026



Ad Spend
\$300



Page Views
1,294



Clicks
1,587



Impressions
57,397



Interactions
710



Reach
46,119



Cost Per Click
\$0.19



Video Views
37

Overall Ad Results on
LakeSuperiorCircleTour.info

Timeline: February, 2026



Views
755



Average Time
0:21



Outbound Clicks
24

[BLOG ARTICLE](#)

