

# SUPERIOR SKIING 2026

## OVERALL ADVERTISING RESULTS

JANUARY 28 - FEBRUARY 27, 2026

AD SPEND  
**\$3,000**

CLICKS  
**11,753**

REACH  
**290,674**

IMPRESSIONS  
**790,332**

INTERACTIONS  
**23,030**

COST PER CLICK  
**\$0.21**

VIDEO VIEWS  
**22,250**

## LANDING PAGE RESULTS

PAGE VIEWS  
**9,066**

OUTBOUND CLICKS  
**7**

### LOCH LOMOND SKI HILL

PAGE VIEWS  
**2,119**

OUTBOUND CLICKS  
**147**

### MOUNT BALDY

PAGE VIEWS  
**516**

OUTBOUND CLICKS  
**81**

### MOUNT FAIRWEATHER

PAGE VIEWS  
**437**

OUTBOUND CLICKS  
**89**

### TRESTLE RIDGE SKI HILL

PAGE VIEWS  
**474**

OUTBOUND CLICKS  
**71**

### KIWISSA SKI HILL

PAGE VIEWS  
**1,235**

OUTBOUND CLICKS  
**99**



## PARTNERS IN THE CAMPAIGN

The following pages showcase the results for each partner who participated in this campaign through the purchase of a Superior Country Social Media Marketing Package.

Looking to boost your exposure? Partner with us to promote your business through our marketing opportunities!

[superiorcountry.ca/advertise-with-us](http://superiorcountry.ca/advertise-with-us)

# THUNDER BAY SKI HILLS

## Social Media Marketing Package

### Social Media Advertising Results

Promotion Timeline: January 7 - 13, 2026



Ad Spend  
**\$200**



Page Views  
**914**



Clicks  
**1,205**



Reach  
**46,169**



Interactions  
**258**



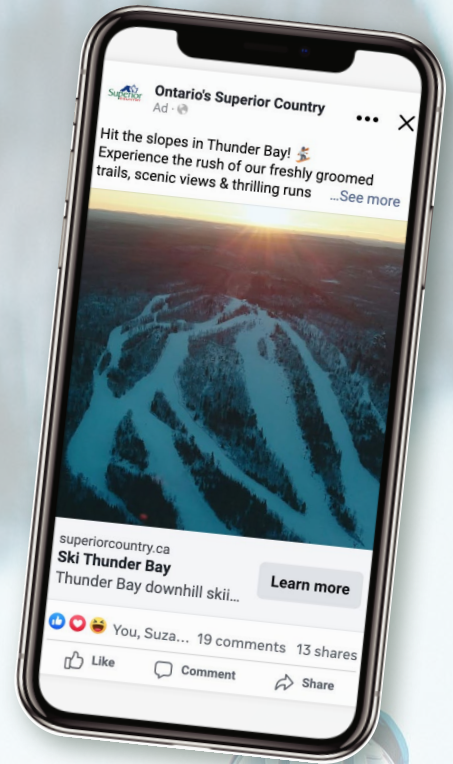
Impressions  
**81,959**



Video Views  
**92**



Cost Per Click  
**\$0.17**



### Overall Ad Results on SuperiorCountry.ca

Timeline: January, 2026



Views  
**1,165**



Average Time  
**0:21**



Outbound Clicks  
**40**



# MANITOUWADGE SKI HILL

## Social Media Marketing Package

### Social Media Advertising Results

Promotion Timeline: January 14 - 20, 2026



Ad Spend  
**\$200**



Page Views  
**737**



Clicks  
**913**



Reach  
**37,181**



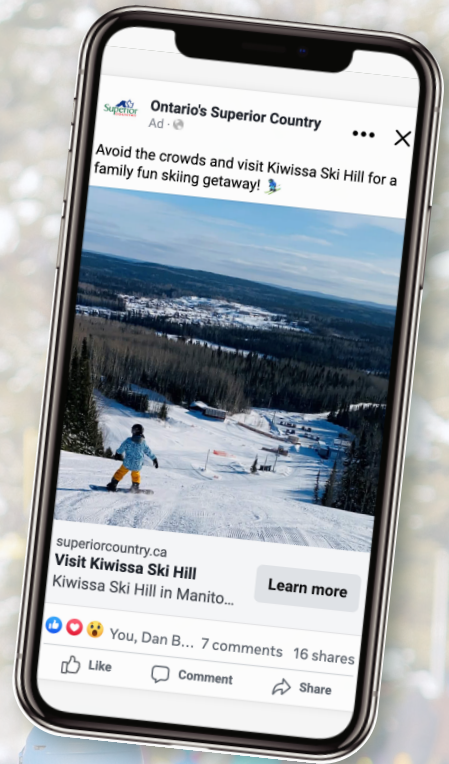
Interactions  
**217**



Impressions  
**73,388**



Cost Per Click  
**\$0.22**



### Overall Ad Results on SuperiorCountry.ca

Timeline: January, 2026



Views  
**873**



Average Time  
**0:12**



Outbound Clicks  
**22**



# TERRACE BAY SKI HILL

## Social Media Marketing Package

### Social Media Advertising Results

Promotion Timeline: January 21-27, 2026



Ad Spend  
**\$200**



Page Views  
**760**



Clicks  
**899**



Reach  
**32,774**



Interactions  
**159**



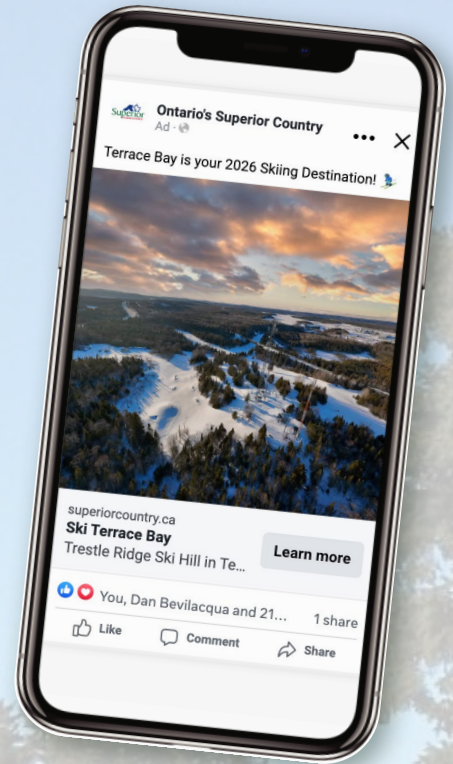
Impressions  
**68,053**



Video Views  
**158**



Cost Per Click  
**\$0.22**



### Overall Ad Results on SuperiorCountry.ca

Timeline: January, 2026



Views  
**888**



Average Time  
**0:22**



Outbound Clicks  
**181**

